REV.	ECN NO.	DATE	SIGN	DESCRIPTION
G	C221890	2022/12/29	Vicky	G X1
H	C231037	2023/08/08	Vicky	H X1
I	C240699	2024/06/21	Vicky	I X2

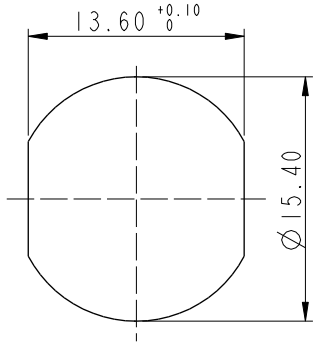

Recommended Panel Cut-Out

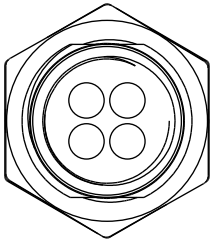

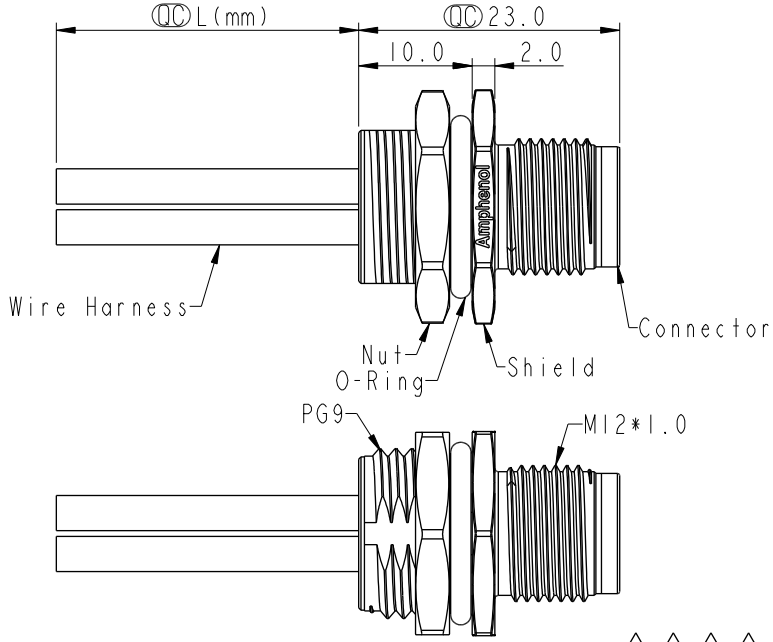

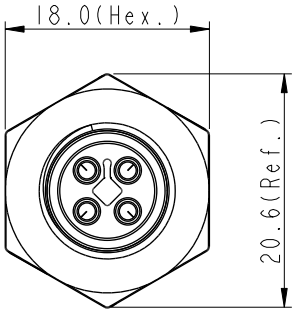

Pin #	Wire	
4	Black	黑
3	Blue	藍
2	White	白
1	Brown	棕

Pin Out

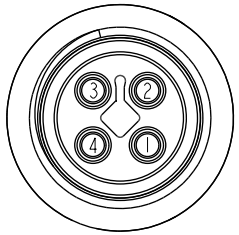

4P

Pin Assignments Front View

C D F

M12T-XXPMMS-SH8BXX

XX: No. Of Pin

I 15:150mm
20:200mm
∫
95:950mm
Cable Pitch Unit:50mm

A0:1000mm
∫
A5:1500mm
Cable Pitch Unit:100mm
Wire Length(L):150~1500mm

Note: B C D E F
* RoHS Compliant
* QC Important dimension
G * Waterproof rate: IP68, unmated 1m/24h
H IP69K, mated
* Connector
Housing: Thermoplastic, Black
Pin: Copper alloy, Gold plated
* Shield: Metal
* Nut: Metal
* O-Ring: Rubber, Black
* Wire harness: UL1015, 16AWG
* For panel thickness max: 4.5mm
* O-Ring and nut are assembled on connectors
I * Wire harness tolerance: 150mm < L ≦ 300mm: ±15mm
300mm < L ≦ 1000mm: ±20mm
1000mm < L ≦ 1500mm: +50/-0mm

UNIT:mm

TOLERANCE
.X ±0.25
.XX ±0.1
.XXX ±0.05
ANGLES ±1°

TITLE: N SEN, M12 T, SCREW RECEPTACLE, M, M, SOLDER D F

SCALE: 1:1 | SIZE: A4 | SHEET: 1 OF 1
REV.: 1 | WC-REV.: A.2 | QC: Inspection item

Amphenol LTW
安費諾亮泰企業股份有限公司

ITEM NO	DRAWN BY: Vicky	DATE: 2024-06-21
DWG NO: D M12T-XXPMMS-SH8BXX	CHECKED BY: Rita	DATE: 2024-06-21
CUSTOMER: ALTW	APPROVED BY: Fred	DATE: 2024-06-21

THIS DOCUMENT IS SUBJECT TO CHANGE WITHOUT NOTICE. IT IS CONFIDENTIAL AND A PROPERTY OF Amphenol LTW. DISCLOSURE TO THIRD PARTY HAS TO BE AUTHORIZED BY Amphenol LTW.